

BR1 Mini M2M

Reliability in a small package

RS-232 / 485
Serial Port



Engineered toward Industrial Devices

Featuring an **RS-232/RS-485 serial port**, the BR1 Mini M2M is your best solution to bring connectivity to versatile industrial equipment and IoT devices.



IoT



Quality Sensor



Smart Meter



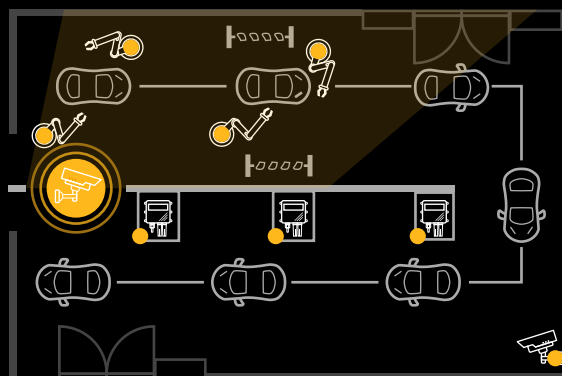
POS



Video Surveillance

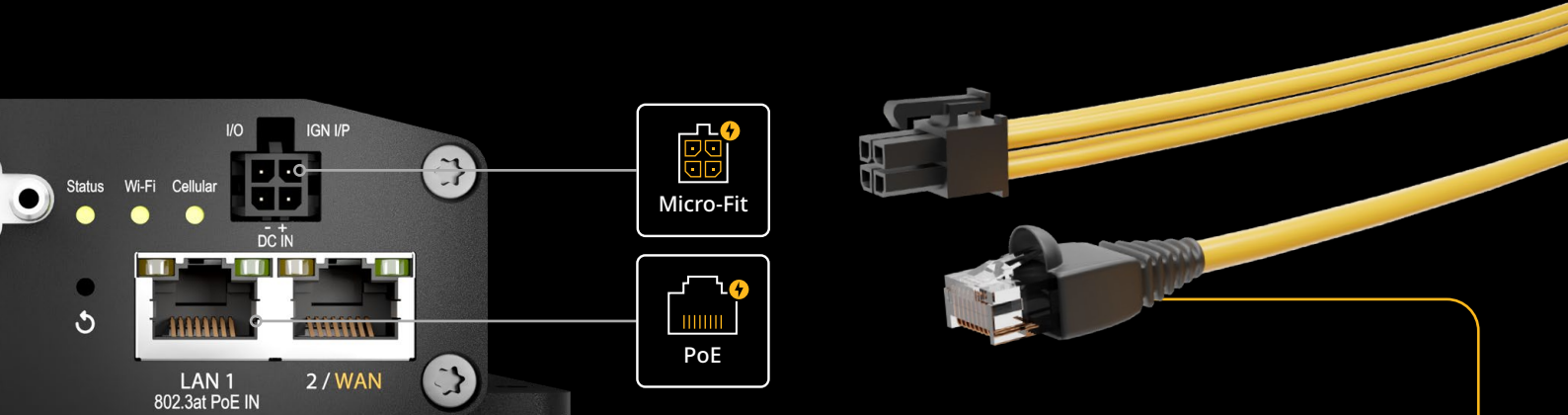


Robotics



Our advanced **InTouch** technology allows for secure remote monitoring and management of your linked industrial device through a single cloud platform.





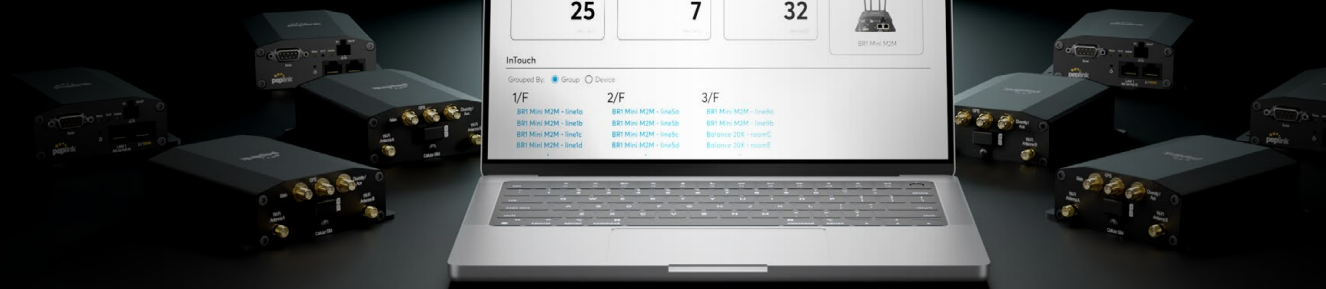
Flexibility in Power and Ports

Power the device via **PoE** or **Micro-Fit connector**, allowing for flexible installations no matter your requirements.



Instant Connectivity

Gone are the days of agonizing over which cellular service to choose or needing to manage physical SIM cards. Experience instant cellular connectivity with a subscription to our eSIM-based **SFC 5G/LTE data plans**. Leave the troubles to us while you concentrate on what truly matters.





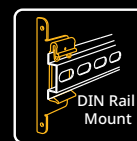
Improved Dual-band Wi-Fi

Deploy more devices in the same location with no worry of network congestion. Have the option to collect data from your IoT machines from afar, helping admins save time and stay safe.


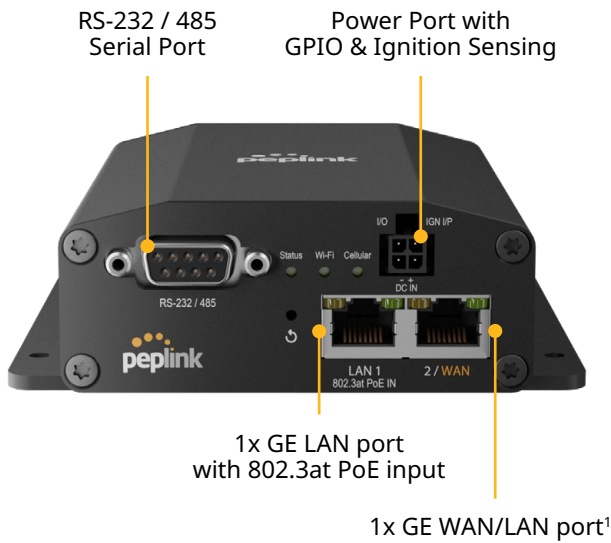


Ruggedized and Reliable

The BR1 Mini M2M is built for maintaining a stable connection while withstanding tough environments, such as factories, power plants and outdoor deployments.



BR1 Mini M2M



Specifications

WAN Interface	1x 10/100/1000M Ethernet ¹ 1x Embedded Cellular Modem with Redundant SIM Slots	Antenna Connectors	2x SMA Cellular Antenna Connectors 2x RP-SMA Wi-Fi Antenna Connectors 1x SMA GPS Antenna Connector
LAN Interface	1x 10/100/1000M Ethernet	Power Input	Power Port: 10V – 30V DC AC Adapter: AC Input 100V–240V / DC Output 12V Power over Ethernet 802.3at
Wi-Fi Interface	Simultaneous Dual-Band (2.4GHz / 5GHz) Wi-Fi 5, 2X2 MIMO Wi-Fi WAN ¹ and/or AP	Power Consumption	13W (nominal), 18W (max.)
SpeedFusion features	Hot Failover ¹ / WAN Smoothing ¹ Bandwidth Bonding ¹	Dimension	5.1 x 4.2 x 1.4 inches / 129.5 x 107 x 35 mm
Number of SpeedFusion Peers	2 / 5 ²	Weight	1 pound / 455 grams
Feature	GPIO, Ignition Sensing, Serial communication (RS-232 / 485)	Operating Temperature	-40° – 149°F / -40° – 65°C
Router Throughput	300Mbps	Humidity	15% – 95% (non-condensing)
SpeedFusion VPN Throughput		Certifications	FCC, IC C1D2 PTCRB UL+CUL (60950-1 / 62368-1)
- No Encryption	80Mbps	Package Content	1x BR1 Mini M2M 2x LTE Antennas (ACW-235) 2x Dual Band Wi-Fi Antennas (ACW-342) 1x GPS Active Antenna (ACW-232) 1x 12V 2A 4pin Power Supply (ACW-632)
- 256-bit AES	20 Mbps / 60Mbps ²	SIM Card Size	Nano-SIM (4FF)
Recommended Users	1-60	Warranty	1-Year Limited Warranty
Cellular Data Rate³ (Downlink/Uplink)	CAT-4: 150 Mbps/50 Mbps		

¹ Enabled with a PrimeCare subscription or a feature pack add-on license.

² Requires a PrimeCare subscription, complimentary for the first year.

³ Maximum theoretical data rate.

Specifications are subject to change without notice.

Ordering Information

Product Code	Regions [^]	LTE Bands	3G Bands
MAX-BR1-MINI-M2M-LTE-US-T-PRM Embedded Modem(s): 1x CAT-4	North America* *US Carrier Certifications: AT&T, T-Mobile, Verizon, FirstNet	B2, B4, B5, B12, B13, B14, B66, B71	WCDMA/HSPA+/DC-HSPA+: B2, B5
MAX-BR1-MINI-M2M-LTE-E-T-PRM Embedded Modem(s): 1x CAT-4	APAC/EMEA	B1, B3, B5, B7, B8, B20, B38, B40, B41	WCDMA/HSPA+/DC-HSPA+: B1, B5, B8
MAX-BR1-MINI-M2M-LTE-MX-T-PRM Embedded Modem(s): 1x CAT-4	APAC, Latin America, Malaysia, Indonesia	B1, B2, B3, B4, B5, B7, B8, B28, B40	WCDMA/HSPA+/DC-HSPA+: B1, B2, B5, B8

[^] Regions are for reference only. For specific location compatibility, please refer to the bands.

Featured Add-on

Product Code	Description
PRM-A-1Y / PCP-A-1Y	PrimeCare A / PrimeCare+ A (1-Year)
PRM-A-2Y / PCP-A-2Y	PrimeCare A / PrimeCare+ A (2-Year)
PRM-A-4Y / PCP-A-4Y	PrimeCare A / PrimeCare+ A (4-Year)
MAX-BR1-MINI-LC-FP	Feature pack for BR1 Mini M2M enables Ethernet WAN, Wi-Fi WAN, Hot Failover, WAN Smoothing and Bandwidth Bonding
ANT-MB-22G-S-B-6	5-in-1 Cellular and Wi-Fi Antenna System with GPS Receiver (Black)
ANT-MB-22G-S-W-6	5-in-1 Cellular and Wi-Fi Antenna System with GPS Receiver (White)
ACW-634	10ft DC Power Cable
ACW-639	Dual Serial Y-Cable
ACW-DIN-BR1-MINI	DIN Rail mount kit

Deep Dive

Software	Pepwave MAX Firmware	Advanced QoS	Individual Bandwidth Limit Application Prioritization <ul style="list-style-type: none">• SIP, HTTPS, VPN QoS• Custom Application QoS
WAN	Support for PPPoE, Static IP, DHCP WAN Link Health Check Bandwidth Allowance Monitor Support for Dynamic DNS services WAN Port Convertible into LAN Port	Networking	NAT and IP Forwarding Static Routes Port Forwarding Many to One, One to One NAT NAT Pool SIP ALG, H.323 ALG UPnP, NAT-PMP
LAN	DHCP Server for LAN Clients Extended DHCP Option DHCP Reservation DNS Proxy for LAN Clients VLAN on LAN Support	Captive Portal	Support for Wired and Wireless LAN clients Support RADIUS Authentication Time and Usage Quotas on Open Access Mode Built-in Customizable Splash Page
Security	Stateful Firewall DoS Prevention Web Blocking	Device Management	Web Administrative Interface Command Line Interface InControl Cloud Management Email Notification Active Client & Session Lists Bandwidth Usage Statistics Syslog Service SNMP v1, v2c and v3
Complete VPN Solution	SpeedFusion VPN/SpeedFusion <ul style="list-style-type: none">‡ Hot Failover‡ Site-to-Site VPN‡ 256-bit AES Encryption‡ Pre-shared Key Authentication‡ IPsec VPN (Network-to-Network)[^]		

[^] IPsec VPN supports connection with Cisco, Juniper, Peplink, or Pepwave devices